



Regency[®]

HIGH-PERFORMANCE WINDOWS

DESIGN INSPIRED AND EXPERTLY CRAFTED - FOR YOU



GENTEK[®]
GENTEK BUILDING PRODUCTS

YOUR WINDOWS IN A WHOLE NEW LIGHT

In Gentek windows, you have discovered every “must have” for today’s homes: superb style, exceptional strength, maximum energy efficiency and carefree upkeep.

Custom-made to your specifications, our windows are backed by decades of manufacturing expertise. Engineering, innovation, rigorous testing and stringent quality control are just a few ways that we turn cutting-edge technology into superior windows and satisfied customers. When you choose Gentek windows for your home, you can be assured of the highest levels of beauty, performance and value.



REGENCY®

HIGH-PERFORMANCE WINDOWS

Ultra energy-efficient and impeccably built, Regency windows exude premium quality from every angle. Heavy-duty fusion-welded masterframe and sashes, multichambered extrusions, interlocking steel-reinforced meeting rails and a high-performance insulated glass system combine for superb functionality, while the refined design and attention to detail impart classic elegance.

ORIGIN II™ Vinyl Technology

Highly durable and virtually maintenance-free, our Origin II premium vinyl won’t rot, peel, blister, swell or deteriorate from corrosion or pitting like painted wood windows. The beautiful colour is compounded throughout with base tones of warm whites and beiges to achieve the perfect measure of quality and aesthetic appeal.

IntegraWeld Fusion Welding

IntegraWeld ensures full-contact welding points for every masterframe and sash corner, resulting in superior strength and a clean, low-spread finished appearance. And, unlike mechanically fastened windows, Regency window corners will never work loose or leak air or water.

Renovation MASTERFRAME

The beveled exterior masterframe on the Regency double hung, slider and casement windows works beautifully with various installation methods and architectural styles.

MAXUM33™ Steel Sash Reinforcement

Our Maxum33 steel sash reinforcement in Regency windows adds extra strength at the sash meeting rails to help prevent flexing during heavy winds – a valuable component especially during harsh Canadian weather.

Constant Force Balance System

Rigorously tested for heavy-duty wear and tear, Regency double hung windows feature a constant force coil to ensure smooth and easy sash opening and closing. Likewise, our casement windows feature high-performance operating hardware that provides maximum strength for lifelong ease of operation and a corrosion-proof finish that is guaranteed for life.



Origin II vinyl delivers outstanding durability and strength.



Renovation Masterframe helps Regency windows accommodate a range of installation methods and architectural styles.



Regency sashes are built extra strong with the Maxum33 steel sash rail reinforcement.

MAXIMUM ENERGY EFFICIENCY

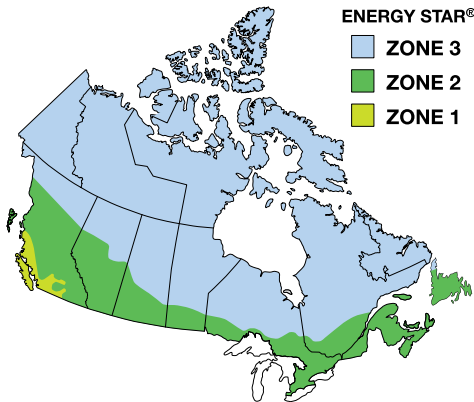
For many homeowners, conserving energy and reducing fuel costs is a primary reason for purchasing new windows – and that’s why superior thermal efficiency is at the core of our Regency window design.



ENERGYPLUS™ GLASS – DESIGNED FOR NORTHERN CLIMATES

Windows are roughly 80% glass, so it’s essential to choose a glass system that meets the challenging demands of northern climates. The glass should provide insulation from extreme weather yet allow the warmth and beauty of natural light to shine through.

Our EnergyPlus glass is specially formulated with insulating properties that provide superior energy savings. The precision-engineered Low-E (low-emissivity) glass retains heat inside the home during cold winter months and reduces solar heat gain in the summer. Combined with Super Spacer® technology and insulating gas, EnergyPlus can achieve an excellent Energy Rating (ER) for reduced energy use year-round.



ENERGY STAR®
ZONE 3
ZONE 2
ZONE 1




Regency windows are available with a variety of EnergyPlus and Solar Shield glass packages to meet the latest ENERGY STAR® performance requirements. See your Gentek sales representative for the optimal glass package for your home and climate zone.

UNCOMPROMISED CLARITY FOR AN ENHANCED INDOOR AMBIANCE



Allows 78% visible light transmission to brighten the home’s interior.



Lets in 68% of the sun’s heat to warm the home naturally in winter months.



Improves insulating performance by 42% over double clear glass.

*Results achieved by testing centre of glass.

CHOOSE THE IDEAL GLASS PACKAGE FOR YOUR HOME

Regency windows feature a wide range of EnergyPlus and Solar Shield glass packages that let you customize your windows to meet the specific climate conditions of your geographic area. Double- or triple-glazed glass units with the Super Spacer structural foam spacer provide superior energy efficiency and longevity, while enhancing the indoor comfort and overall value of your home.

ENERGYPLUS GLASS PACKAGES

- Double-glazed EnergyPlus glass units (which are standard on Regency windows) feature one surface of Low-E glass, insulating argon gas and the Super Spacer structural foam spacer for an excellent Energy Rating (ER)

SOLAR SHIELD GLASS PACKAGES

- Feature increased solar control to help create consistent indoor temperatures in regions with hot summers and cold winters
- Block up to 50% more unwanted solar energy than standard clear glass and up to 40% more than even dark tinted glass, resulting in lower air-conditioning use




The Super Spacer non-metal spacer provides the highest resistance to conduction and eliminates metal-to-glass contact and conduction.

SUPER SPACER NON-METAL SPACER DESIGN SYSTEM

The spacer system in your window creates an insulating air space between the panes of glass, which functions as a thermal barrier. Many windows are constructed with a metal spacer between the panes to give the glass unit structural stability. However, the metal edges conduct cold from the outside of your home at a rate up to 120% higher than at the center of the glass area. This can create condensation problems at the window edge, damaging woodwork and draperies.

Regency windows combine a structural foam spacer with a seal of hot melt butyl to create a “warm,” non-conductive edge. When correctly installed, Regency windows with the Super Spacer system virtually eliminate condensation, provided that the proper air circulation and humidity levels are maintained in the home.† The Super Spacer also minimizes the subtle movement of glass panes caused by changes in temperature – helping to prevent seal failure and reducing the stress on the glass panes.

COMPARISON OF GLASS EDGE TEMPERATURES AMONG VARIOUS SPACER SYSTEMS††



CHECK THE NFRC LABEL

To compare the energy-saving performance of one window to the next, take a look at the NFRC label. The National Fenestration Rating Council (NFRC) is a non-profit industry organization that is committed to providing accurate, fair and reliable testing data to help consumers, architects and builders compare the energy performance of window and door products. The lower the U-factor (also known as U-value), the less energy you’ll need to heat your home. The lower the Solar Heat Gain Coefficient (SHGC), the more you’ll conserve on air-conditioning.

 Gentek Building Products Model 0N10A - PVC Window	
Double glazing Argon + Low E Glass + Foam spacer	
ENERGY PERFORMANCE RATINGS	
U-Factor (U.S./F)	Solar Heat Gain Coefficient
0.30	0.53
ADDITIONAL PERFORMANCE RATINGS	
Visible Transmittance	----
0.59	
<small>Manufacturers classify their ratings according to applicable NFRC procedures for determining window product performance. NFRC ratings are determined for a fixed set of environmental conditions and a specific product size. NFRC does not recommend any product and does not warrant the suitability of any product for any specific use. Consult manufacturer's literature for other product performance information.</small>	

†For more information, please see *Your Guide to Common Household Condensation* at gentek.ca.
††Simulations performed by Enermodal Engineering Ltd. using Window 5.2 and Therm 5.2 as per NFRC100-2001. Outside temperature 0°F, inside temperature 70°F. Low-E glass Cardinal Low-E² 272. Air spaces .500" wide, 90% argon fill. IGU's 24" x 48". The secondary butyl used with Intercept was 0.035" thick. The conductivity used for Super Spacer Premium was 0.102.

DOUBLE HUNG WINDOWS

The ultra-premium construction of our double hung windows not only will lend classic beauty to your home, it also will provide outstanding protection and energy efficiency. Tilt-in top and bottom sashes give this window the cornerstone on easy upkeep – simply tilt the sash in to clean both sides of the glass from the comfort of your home.



PRECISION-ENGINEERED FOR SUPERIOR QUALITY AND ENERGY SAVINGS

- 1 Inner and outer accessory grooves for optional finishing accessories.
- 2 Sash vent stops limit opening to 4".
- 3 Tilt-in sashes allow for easy cleaning of the glass from inside the home.
- 4 Steel-reinforced interlock on windows 26" or wider with two locks and keepers for a snug fit and increased durability.
- 5 Double-glazed 7/8" insulated glass units featuring advanced Super Spacer warm-edge design create an effective thermal barrier to restrict transfer of heat and cold; EnergyPlus glass (soft-coat Low-E and argon gas) offers enhanced energy-efficient technology.
- 6 Full-width lift rails for easy operation.
- 7 IntegraWeld fusion-welded frame (3-1/4") and sash corners add extra structural strength and increase precision in the frame and sash.
- 8 Standard pocket sill (welded).
- 9 Easy-lift constant force balance system ensures years of easy, smooth operation of the sash.



4 Internal Maxum33 steel lineal reinforcement at the sash interlock.

ADDITIONAL FEATURES

- Premium vinyl frame and sashes never need painting and will not rust, peel or corrode.
- Tilt-in top and bottom sashes allow safe and convenient cleaning from inside the home.
- Full range of vinyl, composite and wood jamb extensions available.
- Colour-coordinated extruded full screen included.
- Optional extruded half screen available.



The beveled exterior masterframe further enhances the traditional beauty and appeal of the Regency double hung window.



Easy-to-operate cam-action lock.



Contoured tilt latches and sash limit-latches.

SINGLE HUNG WINDOWS

Regency windows also are available in a popular single hung style.



SLIDER WINDOWS

Our elegant slider windows pair the beauty of a crisp, clean-line design with a heavy-duty construction built for everyday wear and tear. Sleek sashes glide horizontally for effortless opening and closing, and lift out for easy cleaning.



PRECISION-ENGINEERED FOR SUPERIOR QUALITY AND ENERGY SAVINGS

- 1 Inner and outer accessory grooves for optional finishing accessories.
- 2 Full-height pull rails for easy operation.
- 3 Double-glazed 7/8" insulated glass units featuring advanced Super Spacer warm-edge design create an effective thermal barrier to restrict transfer of heat and cold; EnergyPlus glass (soft-coat Low-E and argon gas) offers enhanced energy-efficient technology.
- 4 Steel-reinforced interlock on windows 26" or higher with two locks and keepers for a snug fit and added durability.
- 5 IntegraWeld fusion-welded frame (3-1/4") and sash corners add extra structural strength and increase precision in the frame and sash.
- 6 Operating sash features two sets of solid brass tandem rollers to ensure smooth operation.

ADDITIONAL FEATURES

- Premium vinyl frame and sashes never need painting and will not rust, peel or corrode.
- Full range of vinyl, composite and wood jamb extensions available.
- Sash vent stops limit opening to 4".
- Colour-coordinated extruded full screen included.
- Optional extruded half screen available.
- Optional tilt and turn hardware for easy cleaning.



The smooth gliding action of the slider window allows for easy opening and closing. Available in single and double sliders.



Each slider window operating lift-out sash features two sets of solid-brass tandem rollers to ensure effortless window operation.



Sash vent stops allow fresh air ventilation.

OPTIONAL
TILT AND
TURN SLIDER
WINDOWS

- Sash lock allows all sashes to swing in easily for cleaning.
- Available in single and double sliders.



CASEMENT WINDOWS

When you think of windows as a style element in your home, you'll see why casements are a popular choice. The handsome construction, ample glass exposure and gentle outward opening of the sash offer timeless aesthetic appeal and refreshing ventilation.



A welcomed addition to any room, our casement window takes on a modern-day feel with its impeccably styled frame and low-profile nesting handle.



Single-lever, multipoint locking system.



Functional and durable high-performance operating mechanism.



Standard fold-down handle with nesting cover.



PRECISION-ENGINEERED FOR SUPERIOR QUALITY AND ENERGY SAVINGS

- 1 Concealed hinges open 90 degrees (on windows 16" wide or more); exterior glass is easy to clean from inside.
- 2 Inner and outer accessory grooves for optional finishing accessories.
- 3 Multipoint locking system.
- 4 Double-glazed 7/8" insulated glass units featuring advanced Super Spacer warm-edge design create an effective thermal barrier to restrict transfer of heat and cold; EnergyPlus glass (soft-coat Low-E and argon gas) offers enhanced energy-efficient technology.
- 5 Heavy-duty operating hardware crank ensures a tight fit for easy operation.
- 6 IntegraWeld four-point fusion-welded corners add structural strength and increase precision in the frame and sash.
- 7 Optional (no charge) black weatherstripping.

ADDITIONAL FEATURES

- Premium vinyl frame and sash never need painting and will not rust, peel or corrode.
- Spring bottom-loaded screen design (no pins or tabs) for a snug fit and easy removal and replacement from the interior.
- Full range of vinyl, composite and wood jamb extensions available.

AWNING WINDOWS

Opening up and out, awning windows offer a unique decorating accent while also providing convenient ventilation with an easy touch of the handle. Pairing awning windows with fixed lites also creates a variety of options to customize the overall look and functionality of your windows.



PRECISION-ENGINEERED FOR SUPERIOR QUALITY AND ENERGY SAVINGS

- 1 IntegraWeld four-point fusion-welded corners add structural strength and increase precision in the frame and sash.
- 2 Inner and outer accessory grooves for optional finishing accessories.
- 3 Heavy-duty operating hardware crank ensures a tight fit for easy operation.
- 4 Multiple lock points.
- 5 Double-glazed 7/8" insulated glass units featuring advanced Super Spacer warm-edge design create an effective thermal barrier to restrict transfer of heat and cold; EnergyPlus glass (soft-coat Low-E and argon gas) offers enhanced energy-efficient technology.

ADDITIONAL FEATURES

- Premium vinyl frame and sash never need painting and will not rust, peel or corrode.
- Spring bottom-loaded screen design (no pins or tabs) for a snug fit and easy removal and replacement from the interior.
- Full range of vinyl, composite and wood jamb extensions available.

Our awning windows feature a beveled exterior masterframe for added dimension and style. Dual locking handles further enhance its secure, weathertight fit.



Dual jamb locks seal the window tight.



Heavy-duty operating hardware.



Optional fold-down handle with nesting cover.




BAY AND BOW WINDOWS

Add the perfect touch of refinement to your home with a beautifully crafted bay or bow window. This charming focal point creates the appearance of an expanded living area while allowing ample natural light to fill the room.


Whether you're enhancing your kitchen with a generous outdoor view or creating a whimsical reading nook, the graceful curve and subtle sophistication of a bay or bow window will lend visual interest and appeal.

Each bay or bow window is custom-built for enduring quality, comfort and energy efficiency.



AVONITE SEATBOARD

Avonite seatboards offer another distinctive option for your bay or bow window. Choose from our palette of subtle colours to accentuate your room décor.



PRECISION-ENGINEERED FOR SUPERIOR QUALITY AND ENERGY SAVINGS

- 1 Solid vinyl colour throughout keeps windows fresh and new-looking – premium vinyl resin won't chip, peel, crack or warp.
- 2 Extruded vinyl frames and sashes enhance thermal efficiency and energy savings.
- 3 Multiple chambers create additional insulation channels between the window units.
- 4 Head, seatboard and jamb construction are standard in 1-1/4" furniture-grade veneer.
- 5 Optional 3" pre-insulated seatboard is available for added warmth and energy efficiency.
- 6 Head and seatboard are finished in Oak or Birch veneers and ready for painting or staining.**

ADDITIONAL FEATURES

- Slimline reinforced mullion design provides superior strength and support for the selected components.
- Insulated glass unit with trapped air space achieves year-round comfort and energy savings.
- Available in a wide selection of elegant interior and exterior colours.



BASEMENT AND HOPPER WINDOWS

With superior strength and insulating performance, Regency basement and hopper windows offer the ideal way to add natural light and ventilation to the lower levels of your home.



BASEMENT WINDOW



PRECISION-ENGINEERED FOR SUPERIOR QUALITY AND ENERGY SAVINGS

BASEMENT WINDOW

- 1 Double-glazed 7/8" insulated glass unit featuring advanced Super Spacer warm-edge design creates an effective thermal barrier to restrict transfer of heat and cold; EnergyPlus glass (double-layered soft-coat Low-E and argon gas) offers enhanced energy-efficient technology.
- 2 Sweep-type lock at the bottom of window locks and unlocks the operating sash.
- 3 IntegraWeld fusion-welded frame and sash corners add extra structural strength and increase precision in the frame and sash.

HOPPER WINDOW

- 1 Double-glazed 7/8" insulated glass unit featuring advanced Super Spacer warm-edge design creates an effective thermal barrier to restrict transfer of heat and cold; EnergyPlus glass (double-layered soft-coat Low-E and argon gas) offers enhanced energy-efficient technology.
- 2 Hinge-free pivot shoe design ensures smooth operation.
- 3 IntegraWeld fusion-welded frame and sash corners add extra structural strength and increase precision in the frame and sash.

HOPPER WINDOW



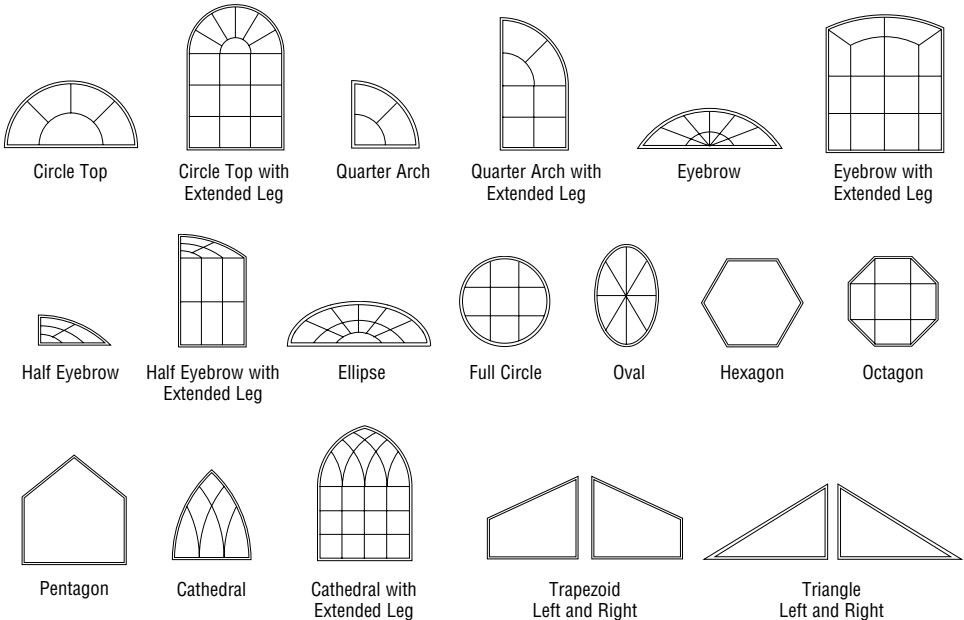
Basement Windows
Intended for use at or below grade, the top-hinge construction allows the basement window to open inward, providing convenient air circulation and natural light to the interior.



Hopper Windows
The hopper window hinges at the bottom and opens to the interior of your home. It can be installed above ground, allowing refreshing airflow and natural light.

ARCHITECTURAL SHAPES

There's nothing quite like Special Shape windows to add a dramatic touch of style to your home. Beautifully crafted with attention to architectural detail, Special Shapes can be used alone or combined with other windows to transform the appearance of your home – inside and out.



Choose from a wide array of shapes including round tops, cathedrals, octagons, trapezoids, triangles, pentagons and more. See your Gentek Sales Representative for the complete Special Shapes offering.


PAIR POWER WITH STYLE

Windows not only protect your home, they provide a powerful element of style in the overall appearance. Regency offers bold and beautiful architectural exterior frame colours that add the perfect measure of visual appeal. A wide variety of interior grids, decorative glass and window accessories make it easy to achieve your ideal finished look.



FRAME COLOURS

Regency is available in White and Beige, with the extruded colour formulated throughout the vinyl sashes and masterframe for long-lasting beauty. Or choose from our seven standard exterior paint colours for custom elegance. All interior colours are extruded White or Beige. An optional Dark Oak woodgrain interior laminate also is available in casement, awning, fixed lite and picture window styles.



MAKE IT YOUR OWN


Take your exterior design to the next level with custom painted windows. Regency windows can be painted to match any of Gentek's exterior trim colours, allowing you to give your home your personal touch. Interior colour choices are extruded White and Beige, or an optional Dark Oak woodgrain laminate available in select window styles.

INTERIOR GRIDS

Interior grids will further enhance the appearance of your windows. First, choose a grid pattern from one of our five styles, then select a grid profile to create the perfect finished look.

Flat grids are available in complementary White or Beige. Contoured Euro grids, featuring a modeled "cut-wood" look, are available in complementary colours and in a matching Dark Oak woodgrain. Regency also offers Rectangular grids in Brass, Pewter and White. All grids are enclosed within the insulated glass unit for easy cleaning. Please see your dealer for available colour options.

GRID PATTERNS



Colonial Diamond Perimeter Double Perimeter Hanging Grids


Decorative Grid Pattern Options:

- Colonial** – available in Flat, Euro and Rectangular grids
- Diamond** – available in Flat grids
- Perimeter and Double Perimeter** – available in Flat, Euro and Rectangular grids
- Hanging Grids** – available in Flat grids

GRID PROFILES



Flat White Flat Beige Euro Contoured White Euro Contoured Beige Euro Contoured Dark Oak



Rectangular Pewter Hanging Grids

Painted Grids

Flat and contoured painted grid exteriors are available in Commercial Brown, Pebble, Maize, Black, Wicker Flatstock, Sandalwood, Chestnut Brown, Storm, Windswept Smoke, Sable, Sandstone, Beige and Iron Ore. (Grid interior colour is White.)

WINDOW ACCESSORIES

Regency offers a full selection of accessories to ensure a professional installation for every design and application need. See your Gentek window consultant for additional accessories.

PVC Jambs

- Overall vinyl jambs in 4-1/2" and 6-9/16".
- New construction jamb extensions in 4-9/16" and 6-9/16".

Composite Jambs

Available in 1-1/4" to 3-1/4" and 3-1/4" to 6-1/2".

Vinyl Clad Wood Jambs

The addition of a vinyl clad jamb extension to the interior of the window allows the depth to be expanded from 4-1/2" to 11-1/4".

Wood Jambs

Available in Pine, Oak and paint grade; jamb extensions are 1-1/4" to 8".

Drywall/Wood Returns

Drywall and wood returns will snap into the frame's accessory groove, providing for a snug fit between the window and the drywall or wood. Fits with 1/2" or 3/4" sizes. With the brickmould exterior option and an interior clad jamb extension, the overall depth can be increased to 12-1/2".

Factory-Installed Welded Brickmould


- 3-1/2" brickmould
- J-trim, narrow and renovation brickmoulds
- 2" brickmould with predrilled nailing flange, or nailing flange removed
- Nail fin only

Sloped Sills

- 1/2" and 7/8" sloped sills
- 4-1/2" exterior extension

PRIVACY GLASS OPTIONS

Obscure or opaque-looking glass offers privacy for bathrooms and other areas of your home while allowing an infusion of natural light. Choose from our four glass designs to beautifully complement your room.



Obscure Niagara



Gluechip Satin

The images above are created through lithographic process. Please make final glass selection by viewing actual glass samples.

V-GROOVED CUT GLASS


Regency windows also feature a variety of cut or polished V-grooved glass patterns – an easy way to add subtle elegance to your windows without obstructing the view.




Colonial Diamond



Perimeter Double Perimeter



Simulated Divided Lite
Available in White and Beige as well as our seven standard painted colours.



GREENER PRODUCTS FOR A BETTER WORLD

Conserving energy, reducing waste and recycling materials are just a few ways we can all work together to leave a smaller environmental footprint. As good neighbors to each other and the earth, today's homeowners are happily choosing green.

Gentek proudly offers a wide variety of eco-friendly products. Our Regency windows are precision-engineered to deliver superior energy efficiency and help reduce the consumption of fossil fuels needed for heating and cooling homes. As a recyclable material, all in-plant vinyl scrap is reused for other products, further reducing the volume and environmental impact of waste. Vinyl windows and patio doors also boast a long service life and typically weigh less than other substrate window products, requiring less energy consumption during transportation.¹

¹The Vinyl Institute. U.S. EPA Inventory of Sources of Dioxin and Dioxin-Like Compounds.

A LIFETIME OF PROTECTION

Regency windows encompass all of the hallmarks of exceptional window design – unsurpassed quality and energy efficiency, along with functional beauty and maintenance freedom. Tested and proven to help cut heating and cooling energy consumption, these performance-engineered windows are a smart investment in your home and are endorsed by a lifetime limited, transferable warranty.



For complete warranty information, including limitations, ask your dealer for a copy of the Regency window warranty.

BRING GENTEK QUALITY HOME

When you choose new windows for your home, you're choosing much more than the frame, sashes and glass – you are choosing the company that stands behind the product.

At Gentek, we are dedicated to providing superior quality and excellent value for you, our customer, and are continually researching and developing innovations that achieve new heights in world-class product performance. We further demonstrate our commitment to excellence through our voluntary participation in rigorous testing and quality assurance certifications from independent agencies.



1001 Corporate Drive | Burlington, ON L7L 5V5
gentek.ca | *Make us a part of your home.*



**It is imperative that your new bay or bow window is sealed and finished properly within the first 30 days after installation. Failure to properly finish and seal all of the wood components may cause the wood to fade, swell, warp, or develop other defects that would not be covered under your normal product warranty. Colours are reproduced by lithographic process and may vary slightly from colours of actual product. All specifications and designs subject to change without notice. Due to product changes, improvements and other factors, Gentek reserves the right to change or delete information contained herein without prior notice. WARNING: Screen will not stop child from falling out of window; keep child away from open window. The only purpose of the screen is to minimize infiltration of insects. Spacer performance results courtesy of Edgetech I.G. Inc. Super Spacer is a registered trademark of Edgetech I.G. Inc. DuraSeal is a trademark and Swiggle is a registered trademark of TruSeal Technologies, Inc. XL Edge is a trademark of Cardinal Glass Industries. Intercept is a registered trademark of PPG Industries Inc. ENERGY STAR logo reproduced with permission of the Minister of Natural Resources Canada, 2004. Accessible formats and communication supports available upon request.